

DR332-1 Series DATA LINE Low Profile SMD CHOKE

Features

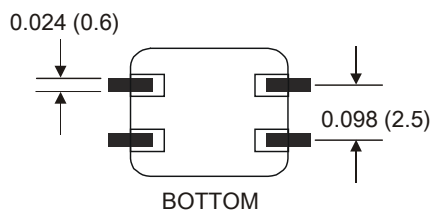
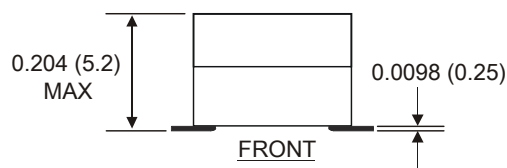
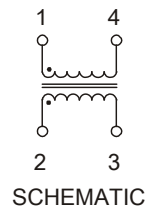
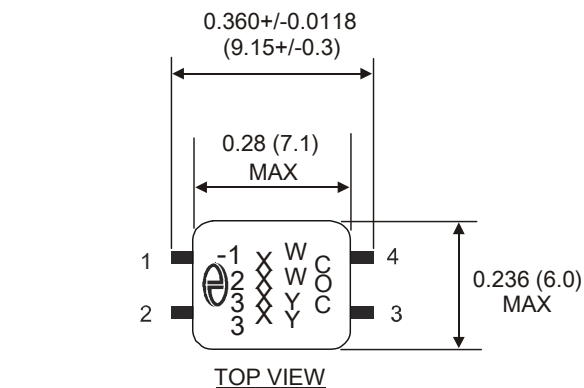
- Inductance Range from 5 μ H to 4.7mH
- Operating Temperature: -40°C to +85°C
- Storage Temperature: -40°C to +125°C
- Wide Frequency Range Over 100 MHz
- Tinned Leads with Leaded Solder is Available (Note 5)
- Custom Inductance Values Available



ELECTRICAL SPECIFICATIONS AT 25°C

| Part Number | Inductance | Leakage Ind. (nH typ) | DCR (Ω typ) | Rated Current (A max) | HIPOT (Vdc) |
|--------------|------------------------------|-----------------------|---------------------|-----------------------|-------------|
| DR332-1-502C | 5 μ H +/- 30% @ 100KHz | 50 | 0.10 | 1.0 | 250 |
| DR332-1-113C | 11 μ H +/- 30% @ 100KHz | 50 | 0.12 | 0.5 | 250 |
| DR332-1-253C | 25 μ H +/- 30% @ 100KHz | 150 | 0.13 | 0.5 | 250 |
| DR332-1-253D | 25 μ H +/- 30% @ 100KHz | 1500 | 0.13 | 0.5 | 250 |
| DR332-1-513C | 51 μ H +/- 30% @ 100KHz | 200 | 0.16 | 0.5 | 250 |
| DR332-1-513D | 51 μ H +/- 30% @ 100KHz | 2000 | 0.16 | 0.5 | 250 |
| DR332-1-474C | 470 μ H +/- 30% @ 100KHz | 200 | 0.20 | 0.5 | 750 |
| DR332-1-105C | 1.0 mH -30/+50% @ 100KHz | 250 | 0.20 | 0.5 | 750 |
| DR332-1-225C | 2.2 mH -30/+50% @ 10KHz | 250 | 0.40 | 0.4 | 750 |
| DR332-1-475C | 4.7 mH -30/+50% @ 10KHz | 300 | 0.55 | 0.2 | 750 |

MECHANICAL OUTLINES



NOTES:

1. All dimensions are shown in inches "IN" (millimeters "mm").
2. Rated voltage 80VDC, 42VAC.
3. Terminal finish is compliant to RoHS requirements
4. Solder in accordance with J-STD-002 Rev. D
5. Non-RoHS series parts 42-332-1-XXX are finished with leaded solder Sn60Pb40 or equivalent