

## V.92 MODEM TRANSFORMER PT79280

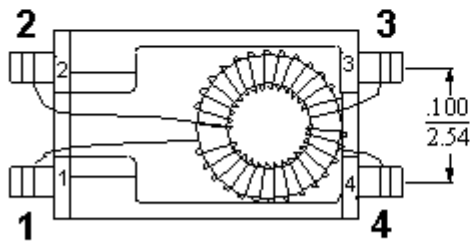
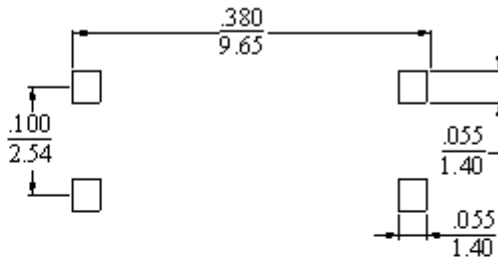
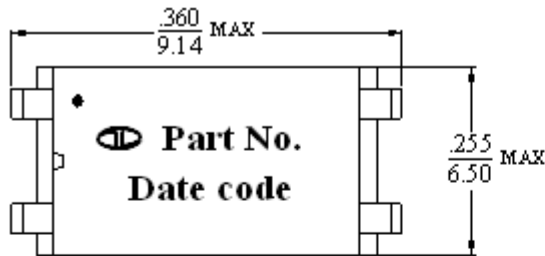
### Electrical Specifications @ 25°C

Designed for use with Teridian 73M1966, 73M1866, 73M1922 & 73M1822 V92 high speed modems with EN60950 supplementary insulation for International designs





Ls (1-2)	60µH Min @ 100kHz, 0.1V
Ls (4-3)	60µH Min @ 100kHz, 0.1V
Le (1-2)	0.1µH Max @ 100kHz, 0.1V, Short others
DCR (1-2)	0.25Ω Max
DCR (4-3)	0.25Ω Max
Cww (1-2) to (4-3)	2.5 – 5.0 pF
T/R	(1-2) : (4-3) = 1:1±5% @ 10kHz, 0.1V
Hipot	Pri to Sec @ 3750VAC, 1 Sec Min

### Mechanical Outline and Schematic



Bottom View

#### Suggested PCB Layout



**SCHEMATIC**

**NOTES:**

- Dimensions are shown in inches/millimeters  
Unless otherwise specified, tolerance  
= Inches: ±0.010  
= Millimeters: ±0.25
- Terminal finish is compliant to RoHS requirements. Solder in accordance with J-STD-020D