



V.22bis MODEM TRANSFORMER PT79281

Designed for use with Teridian 73M1903, 73M1903C, 73M2901CE & 73M2901CL

V.22bis modems for voice applications including high speed data modems, satellite set-top boxes, POS terminals, MFP and FAX terminals and IP phones.

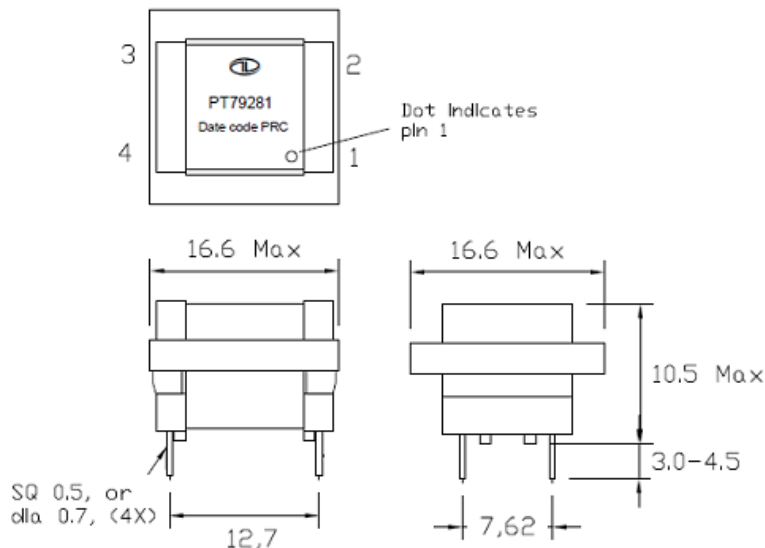
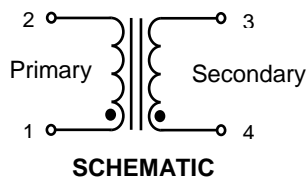


Electrical Specifications @ 25°C

Impedance, Primary	600Ω Typ, @1kHz 1Vrms*.
Total Harmonic Distortion	-78 dB Max, @600Hz -10dBm*
Insertion loss	1.90 dB Max, @ 1kHz, 0dBm*
Frequency response	±0.15 dB, @ 200-4000 Hz 0dBm* (relative to 1 KHz)
Return loss	20 dB Min, @ 200Hz, Per 600 Ohm Match.
Return loss	20 dB Min, @ 200Hz, Per Pan-Euro CTR21 Match
D.C. resistance @20°C	Primary = 82Ω Typ Secondary = 106Ω Typ
Turns Ratio (1-2) : (4-3)	1:1 ±2%
Dielectric strength Pri.to Sec.	3750Vrms 0.5mA Max., 1 minute Min.
D.C. Current in Primary	0mA
Operating Temperature	-40 to +105 °C
Storage Temperature	-40 to +125 °C
Shunt Inductance Lp, Primary	4.6H Typ., @1kHz 1Vrms.
Shunt Loss Rp, Primary	26KΩ Typ., @1kHz 1Vrms.
Leakage Inductance	3.7mH Typ., @1kHz 1Vrms.

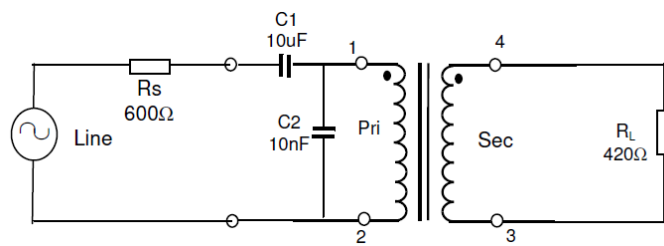
(* = test with load 420Ω at Secondary)

Mechanical Outline and Schematic



All dimensions in millimeters
Unless otherwise specified, tolerance ±0.25mm

600 Ohm Match



Pan-Euro CTR21 Match

