

**SMD INDUCTOR DR349-2 SERIES**
**Features**

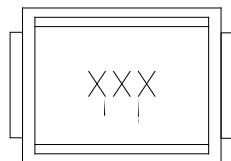
- Low Profile Surface Mount Design
- Suitable for Reflow Soldering
- Inductance Range from 0.1 $\mu$ H to 1.0mH
- Operating Temp. -40°C to +85°C
- Tinned Leads with Leaded Solder is Available (note 4)


**ELECTRICAL SPECIFICATIONS AT 25°C**

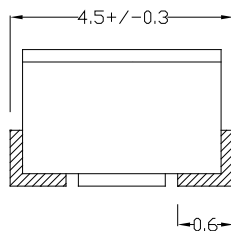
PART NO.	INDUCTANCE ( $\mu$ H)		DCR ( $\Omega$ ) MAX.	MAX. RATED CURRENT (A)
DR349-2-101	0.10 $\pm$ 10%	@25.2MHz	0.18	0.800
DR349-2-121	0.12 $\pm$ 10%	@25.2MHz	0.20	0.770
DR349-2-151	0.15 $\pm$ 10%	@25.2MHz	0.22	0.730
DR349-2-181	0.18 $\pm$ 10%	@25.2MHz	0.24	0.700
DR349-2-221	0.22 $\pm$ 10%	@25.2MHz	0.25	0.665
DR349-2-271	0.27 $\pm$ 10%	@25.2MHz	0.26	0.635
DR349-2-331	0.33 $\pm$ 10%	@25.2MHz	0.28	0.605
DR349-2-391	0.39 $\pm$ 10%	@25.2MHz	0.30	0.575
DR349-2-471	0.47 $\pm$ 10%	@25.2MHz	0.32	0.545
DR349-2-561	0.56 $\pm$ 10%	@25.2MHz	0.36	0.520
DR349-2-681	0.68 $\pm$ 10%	@25.2MHz	0.40	0.500
DR349-2-821	0.82 $\pm$ 10%	@25.2MHz	0.45	0.475
DR349-2-102	1.0 $\pm$ 10%	@7.96MHz	0.50	0.450
DR349-2-122	1.2 $\pm$ 5%	@7.96MHz	0.55	0.430
DR349-2-152	1.5 $\pm$ 5%	@7.96MHz	0.60	0.410
DR349-2-182	1.8 $\pm$ 5%	@7.96MHz	0.65	0.390
DR349-2-222	2.2 $\pm$ 5%	@7.96MHz	0.70	0.380
DR349-2-272	2.7 $\pm$ 5%	@7.96MHz	0.75	0.370
DR349-2-332	3.3 $\pm$ 5%	@7.96MHz	0.80	0.355
DR349-2-392	3.9 $\pm$ 5%	@7.96MHz	0.90	0.330
DR349-2-472	4.7 $\pm$ 5%	@7.96MHz	1.0	0.315
DR349-2-562	5.6 $\pm$ 5%	@7.96MHz	1.1	0.300
DR349-2-682	6.8 $\pm$ 5%	@7.96MHz	1.2	0.285
DR349-2-822	8.2 $\pm$ 5%	@7.96MHz	1.4	0.270
DR349-2-103	10 $\pm$ 5%	@2.52MHz	1.5	0.250
DR349-2-123	12 $\pm$ 5%	@2.52MHz	2.0	0.225
DR349-2-153	15 $\pm$ 5%	@2.52MHz	2.5	0.200
DR349-2-183	18 $\pm$ 5%	@2.52MHz	2.8	0.190
DR349-2-223	22 $\pm$ 5%	@2.52MHz	3.2	0.180
DR349-2-273	27 $\pm$ 5%	@2.52MHz	3.6	0.170
DR349-2-333	33 $\pm$ 5%	@2.52MHz	4.0	0.160
DR349-2-393	39 $\pm$ 5%	@2.52MHz	4.5	0.150
DR349-2-473	47 $\pm$ 5%	@2.52MHz	5.0	0.140
DR349-2-563	56 $\pm$ 5%	@2.52MHz	5.5	0.135
DR349-2-683	68 $\pm$ 5%	@2.52MHz	6.0	0.130
DR349-2-823	82 $\pm$ 5%	@2.52MHz	7.0	0.120
DR349-2-104	100 $\pm$ 5%	@0.796MHz	8.0	0.110

PART NO.	INDUCTANCE ( $\mu\text{H}$ )		DCR ( $\Omega$ ) MAX.	MAX. RATED CURRENT (A)
DR349-2-124	120 $\pm$ 5%	@0.796MHz	8.0	0.110
DR349-2-154	150 $\pm$ 5%	@0.796MHz	9.0	0.105
DR349-2-184	180 $\pm$ 5%	@0.796MHz	9.5	0.105
DR349-2-224	220 $\pm$ 5%	@0.796MHz	10	0.100
DR349-2-274	270 $\pm$ 5%	@0.796MHz	12	0.092
DR349-2-334	330 $\pm$ 5%	@0.796MHz	14	0.085
DR349-2-394	390 $\pm$ 5%	@0.796MHz	16	0.080
DR349-2-474	470 $\pm$ 5%	@0.796MHz	26	0.062
DR349-2-564	560 $\pm$ 5%	@0.796MHz	30	0.050
DR349-2-684	680 $\pm$ 5%	@0.796MHz	30	0.050
DR349-2-824	820 $\pm$ 5%	@0.796MHz	35	0.030
DR349-2-105	1000 $\pm$ 5%	@0.252MHz	40	0.030

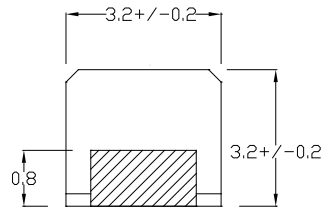
## MECHANICAL OUTLINES



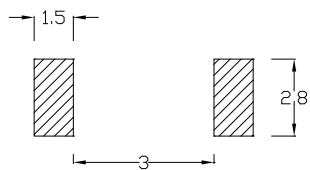
TOP VIEW



FRONT VIEW



SIDE VIEW



PCB SOLDER PAD LAYOUT (REF.)

### NOTES:

- All dimensions are shown in millimeters "mm".
- General tolerance  $\pm 0.1\text{mm}$  unless otherwise specified.
- Tape and reel quantity, 500 pcs/reel
- For non-RoHS parts replace DR prefix with 42- (e.g. DR349-2 becomes 42-349-2).
- Terminal finish is compliant to RoHS requirements. Solder in accordance with J-STD-020D.