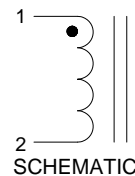
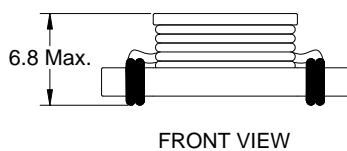
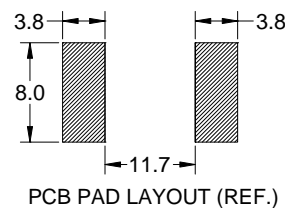
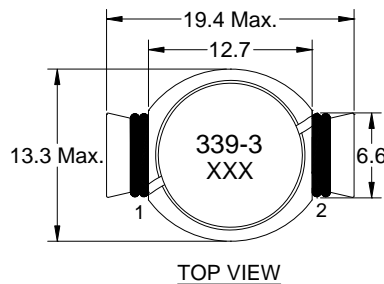


SELF-LEADED SMD INDUCTOR DR339-3 SERIES
Features

- Low Profile Surface Mount Design
- Flat Top for Pick and Place
- Inductance Range from 0.47 μ H to 100 μ H
- Operating Temp. -40°C to +85°C
- Tinned Leads with Leaded Solder is Available (note 9)


ELECTRICAL SPECIFICATIONS AT 25°C

Part No.	Inductance (μ H)	DCR (Ω) Max.	RATED CURRENT (A) Max.	I_{sat} (A) Max.
DR339-3-471	0.47 +40%/-20%	0.003	16.0	25.1
DR339-3-102	1.0 +40%/-20%	0.004	12.5	15.3
DR339-3-152	1.5 +40%/-20%	0.006	10.0	12.0
DR339-3-222	2.2 \pm 20%	0.008	9.2	10.2
DR339-3-332	3.3 \pm 20%	0.009	8.0	9.3
DR339-3-472	4.7 \pm 20%	0.012	6.5	7.7
DR339-3-682	6.8 \pm 20%	0.019	5.8	6.2
DR339-3-103	10.0 \pm 20%	0.027	4.3	5.2
DR339-3-153	15.0 \pm 20%	0.032	3.9	4.3
DR339-3-223	22.0 \pm 20%	0.050	3.1	3.7
DR339-3-333	33.0 \pm 20%	0.069	2.4	3.0
DR339-3-473	47.0 \pm 20%	0.109	1.9	2.4
DR339-3-683	68.0 \pm 20%	0.156	1.6	2.0
DR339-3-104	100.0 \pm 20%	0.206	1.4	1.8

MECHANICAL OUTLINES

Notes:

1. All dimensions are shown in millimeter "mm"
2. General tolerance \pm 0.2mm, unless other specified
3. Inductance Test: 100kHz, 0.25Vrms
4. I_{rms} for an approximate 45°C temperature rise
5. I_{sat} for an approximate 20% drop maximum of the nominal value
6. Tape and reel quantity, 350 pcs/reel
7. Terminal finish is compliant to RoHS requirements
8. Solder in accordance with J-STD-002 Rev. D
9. Non-RoHS series parts 42-339-3-XXX are finished with leaded solder Sn60Pb40 or equivalent