

DR 361 SERIES, HIGH CURRENT, HIGH TEMPERATURE INDUCTORS

Features

- Low EMI
- High Current Capacity
- Operating Temp. -55°C to +200°C
- Horizontal or Vertical mount (Note 5)
- Tinned Leads with Leaded Solder is Available (note 7)



Part Number	L(μH) ±15% (1)	L(μH)±15% @ I rated (2)	Idc (A)	DCR (Ω) (MAX)	Dim. A Nom.	Dim. B Nom.	Dim. C Nom.
DR361-X-122	1.2	1.0	23.8	0.003	0.46	0.88	0.053
DR361-X-182	1.8	1.5	21.8	0.004	0.46	0.88	0.053
DR361-X-222	2.2	1.8	20.1	0.005	0.46	0.88	0.053
DR361-X-332	3.3	2.7	18.8	0.005	0.46	0.88	0.053
DR361-X-392	3.9	3.1	17.8	0.006	0.46	0.88	0.053
DR361-X-472	4.7	3.7	16.9	0.006	0.46	0.88	0.053
DR361-X-562	5.6	4.4	16.1	0.007	0.46	0.88	0.053
DR361-X-682	6.8	5.2	15.7	0.007	0.46	0.88	0.053
DR361-X-822	8.2	6.2	15.1	0.008	0.46	0.88	0.053
DR361-X-103	10	7.9	11.2	0.014	0.46	0.88	0.053
DR361-X-123	12	9.4	10.9	0.015	0.46	0.88	0.053
DR361-X-153	15	11.5	10.3	0.017	0.46	0.88	0.053
DR361-X-183	18	13.6	9.7	0.018	0.46	0.88	0.053
DR361-X-223	22	16.3	9.3	0.020	0.45	0.87	0.042
DR361-X-273	27	19.7	8.9	0.022	0.45	0.87	0.042
DR361-X-333	33	23.5	8.4	0.025	0.45	0.87	0.042
DR361-X-393	39	27.4	8.1	0.026	0.45	0.87	0.042
DR361-X-473	47	34.9	6.4	0.042	0.44	0.86	0.034
DR361-X-563	56	40.9	6.1	0.046	0.44	0.86	0.034
DR361-X-683	68	48.8	5.8	0.050	0.44	0.86	0.034
DR361-X-823	82	57.6	5.6	0.055	0.48	0.90	0.034
DR361-X-104	100	68.9	5.3	0.061	0.48	0.90	0.034
DR361-X-124	120	80.8	5.0	0.067	0.48	0.90	0.034
DR361-X-154	150	98.4	4.8	0.075	0.48	0.90	0.034
DR361-X-184	180	115.6	4.6	0.082	0.48	0.90	0.034
DR361-X-224	220	137.5	4.3	0.091	0.48	0.90	0.034
DR361-X-274	270	184.8	3.3	0.16	0.46	0.88	0.027
DR361-X-334	330	220.7	3.1	0.18	0.46	0.88	0.027
DR361-X-394	390	255.2	3.0	0.19	0.46	0.88	0.027
DR361-X-474	470	300.5	2.8	0.21	0.49	0.91	0.027
DR361-X-564	560	350.3	2.7	0.23	0.49	0.91	0.027
DR361-X-684	680	414.8	2.6	0.27	0.49	0.91	0.027
DR361-X-824	820	548.5	2.0	0.44	0.49	0.91	0.022
DR361-X-105	1000	653.1	1.9	0.49	0.49	0.91	0.022

NOTES

(1) OCL measured at .25VRMS, 1kHz.

(2) Rated Current tested at .25VRMS, 1kHz

(3) All materials are rated at 200°C

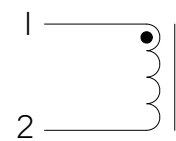
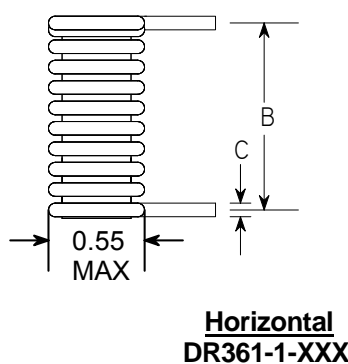
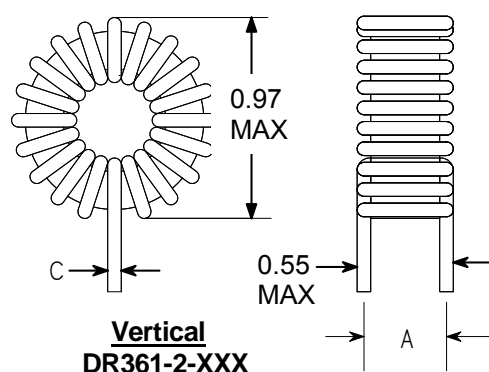
(4) Electrical Specifications at 25°C

(5) DR361-2-XXX denotes vertical design. DR361-1-XXX denotes horizontal design

(6) All dimensions are shown in inches "in". General tolerance is ±0.010in, unless otherwise specified.

(7) For non-RoHS parts parts replace DR prefix with 42- (e.g. DR361 becomes 42-361)

(8) Terminal finish is compliant to RoHS requirements.



Schematic